


Akzo Nobel India LTD.

Format of Holding of Specified Securities

- 1 Name of the Listed entity : Akzo Nobel India Limited
- 2 Scrip Code /Name of Scri/ Class of Security : NSE :AKZOINDIA
- 3 Share Holding Pattern filed under Reg 31(1)(b) for Quarter ended SEPTEMBER 30,2017
- 4 **DECLARATION** : The Listed Entity is required to submit the following declaration to the extent of Submission of information :

Particulars

- | | |
|---|----|
| 1 Whether the Listed Entity has issued any partly paid up shares ? | NO |
| 2 Whether the Listed Entity has issued any Convertible Securities or Warrants ? | NO |
| 3 Whether the Listed Entity has any shares against which Depository receipts are issued ? | NO |
| 4 Whether the Listed Entity has any shares in locked-in ? | NO |
| 5 Whether any shares held by Promoters are pledged or otherwise encumbered ? | NO |
| 6 Whether the Listed entity has issued any differential voting rights? | NO |



AS

TABLE I : Summary Statement of holding of Specified Securities

Category	Category of Shareholder	No of shareholders	No of fully paid up equity shares held	No of partly paid-up shares held	No of shares underlying depository receipts	Total No of shares held	Shareholding as a % of total no of shares (as a % of A+B+C2)	Number of Voting Rights held in each class of securities			No of shares underlying outstanding convertible securities (including warrants)	Shareholding as a % assuming full conversion of convertible securities (as a % of diluted share capital A+B+C2)	Number of Locked in shares	Number of shares pledged or otherwise encumbered		Number of equity shares held in dematerialised form	
								(vii) = (v)+(v)+(vi)	(viii)	(ix)				(x)	(xi) = (vii)+(x)		(xii)
(i)	(ii)	(iii)	(iv)	(v)	(vi)	(vii)	(viii)	(ix)			(x)	(xi)	(xii)	(xiii)	(xiv)		
								No of voting rights									
								Class X	Class Y	Total	Total as a % of A+B+C		No (a)	As a % of Total shares held (b)	No (a)	As a % of Total shares held (b)	
A	Promoter & Promoter Group	5	34044335	0	0	34044335	72.96	34044335	0	34044335	72.96	0	72.96	0	0.00	0.00	22977544
B	Public	46484	12615979	0	0	12615979	27.04	12615979	0	12615979	27.04	0	27.04	0	0.00	0.00	11554868
C	Non Promoter -Non Public	0	0	0	0	0	0.00	0	0	0	0.00	0	0.00	0	0.00	0.00	0
C1	Shares underlying DRs	0	0	0	0	0	0.00	0	0	0	0.00	0	0.00	0	0.00	0.00	0
C2	Shares held by Employee Trusts	0	0	0	0	0	0.00	0	0	0	0.00	0	0.00	0	0.00	0.00	0
	Total	46489	46660314	0	0	46660314	100.00	46660314	0	46660314	100.00	0	100.00	0	0.00	0.00	34532412

Note : Promoter and Promoter Group shall have the same meaning as defined under SEBI (Issue of Capital and Disclosure Requirements) Regulations, 2009




TABLE II : Statement showing Shareholding Pattern of Promoter and Promoter Group

(I)	PAN	No of shareholders	No of fully paid up equity shares held	No of partly paid-up shares held	No of shares underlying Depository Receipts	Total No of shares held	Shareholding % calculated as per SCRR 1957 As a % of (A+B+C2)	Number of Voting Rights held in each class of securities			No of shares underlying outstanding convertible securities (including non-voting)	Shareholding as a % assuming full conversion of convertible securities (as a % of diluted share)	Number of Locked in shares	Number of shares pledged or otherwise encumbered	Number of equity shares held in dematerialised form		
								Class X	Class Y	Total							
(II)	(III)	(IV)	(V)	(VI)	VII = (IV+V+VI)	(VIII)	(IX)	(X)	(XI) = (VII+X) as a % of (A+B+C2)	(XII)	(XIII)	(XIV)					
								No of voting rights			Total as a % of total voting rights	No of shares held (A)		No of shares held (B)			
								Class X	Class Y	Total		(a) Total shares held (A)	(b) Total shares held (B)	(c) Total shares held (A+B)	(d) Total shares held (A+B)		
1 Indian		0	0	0	0	0	0.00	0	0	0	0.00	0	0	0	0	0	
(a) Individuals/ HUF		0	0	0	0	0	0.00	0	0	0	0.00	0	0	0	0	0	
(b) Central/State Governments		0	0	0	0	0	0.00	0	0	0	0.00	0	0	0	0	0	
(c) Financial institutions/Banks		0	0	0	0	0	0.00	0	0	0	0.00	0	0	0	0	0	
(d) Any Other (specify)		0	0	0	0	0	0.00	0	0	0	0.00	0	0	0	0	0	
Sub-Total (A)(1)		0	0	0	0	0	0.00	0	0	0	0.00	0	0	0	0	0	
2 Foreign		0	0	0	0	0	0.00	0	0	0	0.00	0	0	0	0	0	
(a) Individuals (NRI/Foreign)		0	0	0	0	0	0.00	0	0	0	0.00	0	0	0	0	0	
(b) Government		0	0	0	0	0	0.00	0	0	0	0.00	0	0	0	0	0	
(c) Institutions		0	0	0	0	0	0.00	0	0	0	0.00	0	0	0	0	0	
(d) Foreign Portfolio Investor		0	0	0	0	0	0.00	0	0	0	0.00	0	0	0	0	0	
(e) Any other		0	0	0	0	0	0.00	0	0	0	0.00	0	0	0	0	0	
(i) Body Corporate		0	0	0	0	0	0.00	0	0	0	0.00	0	0	0	0	0	
Imperial Chemical Industries Limited	AABCI6206Q	1	22977544	0	0	22977544	49.24	22977544	0	22977544	49.24	0	49.24	0	0.00	0	22977544
Akzo Nobel Coatings International B.V	Not Available	1	8626648	0	0	8626648	18.49	8626648	0	8626648	18.49	0	18.49	0	0.00	0	0
Akzo Nobel Chemicals International B.V	Not Available	1	2439847	0	0	2439847	5.23	2439847	0	2439847	5.23	0	5.23	0	0.00	0	0
Akzo Nobel Coatings Holdings B.V.	Not Available	1	291	0	0	291	0	291	0	291	0	0	0	0	0.00	0	0
Panter B.V.	Not Available	1	5	0	0	5	0.00	5	0	5	0.00	0	0.00	0	0.00	0	0
Sub-Total (A)(2)		5	34044335	0	0	34044335	72.96	34044335	0	34044335	72.96	0	72.96	0	0.00	0	22977544
Total Shareholding of Promoter and Promoter Group																	
(A) = (A)(1) + (A)(2)																	
		5	34044335	0	0	34044335	72.96	34044335	0	34044335	72.96	0	72.96	0	0	0	22977544
Note :																	
1. PAN Would not be displayed on website of stock exchanges																	
2. The term "encumbrance" has the same meaning as assigned under Regulation 28(3) of SEBI (Substantial Acquisition of Shares and Takeovers) Regulations,2011																	




TABLE III : Statement showing Shareholding Pattern of Public shareholder

(I)	PAN	No of shareholders	No of fully paid up equity shares held	No of partly paid-up shares held	No of shares underlying Depository Receipts	Total No of shares held	Shareholding % Calculated as per SCRR 1957 As a % of (A+B+C)	Number of Voting Rights held in each class of securities			No of shares underlying outstanding convertible securities (including warrants)	Total Shareholding as a % assuming full conversion of convertible securities (as a % of diluted share capital)	Number of Locked In shares		Number of shares pledged or otherwise encumbered		Number of equity shares held in dematerialised form	
								Class X	Class Y	Total			Total as a % of total voting rights	No (a)	As a % of Total shares held (b)	No (a)		As a % of Total shares held (b)
1 Institutions																		
(a) Mutual Funds																		
1)Birla Sun Life Trustee Company Pvt Ltd./cBirla Sun Life Frontline Equity Fund	AAAT80102C	34	1850678	0	0	1850678	3.97	1850678	0	1850678	3.97	0	3.97	0	0	0	0.00	1823113
		1	619897	0	0	619897	1.33	619897	0	619897	1.33	0	1.33	0	0	0	0.00	619897
(b) Venture Capital Funds																		
(c) Alternate Investment funds																		
(d) Foreign Venture Capital Investors		1	3052	0	0	3052	0.01	3052	0	3052	0.01	0	0.01	0	0.00	0	0.00	3052
(e) Foreign Portfolio Investors																		
(f) Financial Institutions/Banks		49	25809	0	0	25809	0.06	25809	0	25809	0.06	0	0.06	0	0.00	0	0.00	7623
(g) Insurance Companies																		
(a)General Insurance Corporation of India	AAACG0615N	1	700100	0	0	700100	1.50	700100	0	700100	1.50	0	1.50	0	0	0	0.00	700100
(B)The New India Assurance Company Limited	AAACN4165C	1	639083	0	0	639083	1.37	639083	0	639083	1.37	0	1.37	0	0	0	0.00	639083
(b) Provident /Pension Funds																		
(i) Any Other (specify)																		
(a)FI		1	600	0	0	600	0.00	600	0	600	0.00	0	0.00	0	0.00	0	0.00	0
(b)FI		3	740	0	0	740	0.00	740	0	740	0.00	0	0.00	0	0.00	0	0.00	0
Sub-Total (B)(1)		160	4895226	0	0	4895226	10.49	4895226	0	4895226	10.49	0	10.49	0	0.00	0	0.00	4847938
2 Central/State Government/																		
Sub-Total (B)(2)		1	276	0	0	276	0.00	276	0	276	0.00	0	0.00	0	0.00	0	0.00	0
3 Non-Institutions																		
(i) Individual shareholders holding nominal share capital upto Rs 2 lakhs																		
(ii) Individual shareholders holding nominal share capital in excess of Rs 2 lakhs		44902	3795427	0	0	3795427	8.13	3795427	0	3795427	8.13	0	8.13	0	0.00	0	0.00	2806809
(b) NBFCs registered with RBI																		
(c) Employee Trusts																		
(d) Overseas Depositories																		
(e) Any other																		
(i) BODIES CORPORATE		572	3614603	0	0	3614603	7.75	3614603	0	3614603	7.86	0	7.86	0	0.00	0	0.00	3606165
(a) Asian Paints Limited	AAACA3622X	1	2010626	0	0	2010626	4.31	2010626	0	2010626	4.31	0	4.31	0	0.00	0	0.00	2010626
(b) Bajaj Allianz Life Insurance Company Ltd	AADCA1701E	1	870979	0	0	870979	1.87	870979	0	870979	1.87	0	1.87	0	0.00	0	0.00	870979
(c) ICICI Prudential Life Insurance Company Ltd	AAACI7351P	1	478154	0	0	478154	1.02	478154	0	478154	1.02	0	1.02	0	0.00	0	0.00	478154
(iii)-1 NON-RESIDENT INDIANS(NON-REP)		398	82974	0	0	82974	0.18	82974	0	82974	0.18	0	0.18	0	0.00	0	0.00	66507
(iii)-11 NON-RESIDENT INDIANS(WITH REPT.)		289	44577	0	0	44577	0.10	44577	0	44577	0.10	0	0.10	0	0.00	0	0.00	44577
(iii) CUSTODIAN OF ENEMY PROPERTY		25	1048	0	0	1048	0.00	1048	0	1048	0.00	0	0.00	0	0.00	0	0.00	1048
(iv) TRUST		8	1276	0	0	1276	0.00	1276	0	1276	0.00	0	0.00	0	0.00	0	0.00	1276
(v) UNCLAIMED SUSPEND ACCOUNT		1	24590	0	0	24590	0.05	24590	0	24590	0.05	0	0.05	0	0.00	0	0.00	24590
(vi) CLEARING MEMBERS		126	20253	0	0	20253	0.04	20253	0	20253	0.04	0	0.04	0	0.00	0	0.00	20253
Sub-Total (B)(3)		46323	7720477	0	0	7720477	16.55	7720477	0	7720477	16.55	0	16.55	0	0.00	0	0.00	6706930
Total Public Shareholding																		
(B) = (B)(1)+(B)(2)+(B)(3)		46484	12615979	0	0	12615979	27.04	12615979	0	12615979	27.04	0	27.04	0	0.00	0	0.00	11554868
GRAND TOTAL																		
		46489	46660314	0	0	46660314	100.00	46660314	0	46660314	100.00	0	100.00	0	0	0	0.00	34382412
Details of the shareholders acting as persons in Concert including their Shareholding (No and %):																		
Details of shares which remain unclaimed may be given here along with details such as number of shareholders, outstanding shares held in demat/unclaimed suspense account, voting rights which are frozen etc:																		

