


## Introductory sub-table (I)(a)

Name of the Company : Akzo Nobel India Limited			
Scrip Code : BSE : 500710			
Name of the scrip : NSE: AKZOINDIA			
Class of security : EQUITY			
Quarter ended : 30.06.2015			
<b>Partly paid-up shares:-</b>			
	<b>No. of partly paid-up shares</b>	<b>As a % of total no. of partly paid-up shares</b>	<b>As a % of total no. of shares of the company</b>
Held by promoter/promoter group	0	0.00	0.00
Held by public	0	0.00	0.00
<b>Total - D</b>	<b>0</b>	<b>0.00</b>	<b>0.00</b>
<b>Outstanding convertible securities:-</b>			
	<b>No. of outstanding securities</b>	<b>As a % of total no. of outstanding convertible securities</b>	<b>As a % of total no. of shares of the company, assuming full conversion of the convertible securities</b>
Held by promoter/promoter group	0	0.00	0.00
Held by public	0	0.00	0.00
<b>Total - E</b>	<b>0</b>	<b>0.00</b>	<b>0.00</b>
<b>Warrants:-</b>			
	<b>No. of warrants</b>	<b>As a % of total no. of warrants</b>	<b>As a % of total no. of shares of the company, assuming full conversion of warrants</b>
Held by promoter/promoter group	0	0.00	0.00
Held by public	0	0.00	0.00
<b>Total - F</b>	<b>0</b>	<b>0.00</b>	<b>0.00</b>
Total paid-up capital of the company, assuming full conversion of warrants and convertible securities	<b>Rs. 466603140/- ( 46660314 shares of Rs.10/- each)</b>		

CB MANAGEMENT SERVICES (P) LTD.

  
 Registrars

**Statement Showing Shareholding Pattern**

Category code	Category of Shareholder	Number of Shareholders	Table (I)(a)		Total shareholding as a percentage of total number of shares		Shares Pledged or otherwise encumbered	
			Total number of shares	Number of shares held in dematerialized form	As a percentage of (A+B) <sup>1</sup>	As a percentage of (A+B+C)	Number of shares	As a percentage
			(IV)	(V)	(VI)	(VII)	(VIII)	(IX) = (VIII)/(IV)*100
(A)	Shareholding of Promoter and Promoter Group <sup>2</sup>						N.A	N.A
1	Indian							
(a)	Individuals/Hindu Undivided Family							
(b)	Central Government/ State Government(s)							
(c)	Bodies Corporate							
(d)	Financial Institutions/ Banks							
(e)	Any Others(Specify)							
(e-i)								
(e-ii)								
	Sub Total(A)(1)	0	0	0	0.00	0.00	0	0.00
2	Foreign							
a	Individuals (Non-Residents Individuals/ Foreign Individuals)							
b	Bodies Corporate	5	34044335	22977544	72.96	72.96		
c	Institutions							
d	Qualified Foreign Investor							
e	Any Others(Specify)							
(e-i)								
(e-ii)								
	Sub Total(A)(2)	5	34044335	22977544	72.96	72.96	0	0.00
	Total Shareholding of Promoter and Promoter Group (A) = (A)(1) + (A)(2)	5	34044335	22977544	72.96	72.96	0	0.00
(B)	Public shareholding						N.A	N.A
1	Institutions							
(a)	Mutual Funds/ UTI	36	1879393	1851726	4.03	4.03		
(b)	Financial Institutions/ Banks	49	28499	10313	0.06	0.06		
(c)	Central Government/ State Government(s)	1	276	0	0.00	0.00		
(d)	Venture Capital Funds							
(e)	Insurance Companies	7	2034105	2033908	4.36	4.36		
(f)	Foreign Institutional Investors	51	939210	938470	2.01	2.01		
(g)	Foreign Venture Capital Investors							
(h)	Qualified Foreign Investor							
(i)	Any Other (specify)							
(i-i)	FFI	1	600		0.00	0.00		
(i-ii)								
	Sub-Total (B)(1)	145	4882083	4834417	10.46	10.46	0	0.00

C.S. MANAGEMENT SERVICES (P) LTD.

Registrars

B 2	Non-institutions						N.A	N.A
(a)	Bodies Corporate	620	3388517	3379715	7.26	7.26		
(b)	Individuals							
I	Individuals -i. Individual shareholders holding nominal share capital up to Rs 1 lakh	45165	3940687	2874174	8.45	8.45		
II	ii. Individual shareholders holding nominal share capital in excess of Rs. 1 lakh.	11	254784	254784	0.55	0.55		
(c)	Qualified Foreign Investor							
(d)	Any Other (specify)							
(d-i)	Clearing Member	105	17630	17630	0.04	0.04		
(d-ii)	Non-Resident Individuals	654	104455	85964	0.22	0.22		
(d-iii)	Trust	6	1994	1970	0.01	0.01		
(d-iv)	Unclaimed Suspense Account	1	24781	24781	0.05	0.05		
(d-v)	The Custodian of Enemy Property	25	1048	0	0.00	0.00		
	Sub-Total (B)(2)	46587	7733896	6639018	16.58	16.58	0	0.00
(B)	Total Public Shareholding (B)= (B)(1)+(B)(2)	46732	12615979	11473435	27.04	27.04	0	0.00
	TOTAL (A)+(B)	46737	46660314	34450979	100.00	100.00	0	0.00
(C)	Shares held by Custodians and against which Depository Receipts have been issued							
1	Promoter and Promoter Group							
2	Public							
	Sub-Total (C)	0	0	0	0.00	0.00	0	0.00
	GRAND TOTAL (A)+(B)+(C)	46737	46660314	34450979	100.00	100.00	0	0.00

CB MANAGEMENT SERVICES (P) LTD.

  
Registrars

SL. No.	Notes

CR MANAGEMENT SERVICES (P) LTD.


  
Registrars

(I)(b) Statement showing holding of securities (including shares, warrants, convertible securities) of persons belonging to the category "Promoter and Promoter Group"

Sr. No.	Name of the shareholder	Details of Shares held		Encumbered shares (*)			Details of warrants		Details of convertible securities		Total shares (including underlying shares assuming full conversion of warrants and convertible securities) as a % of diluted share capital
		Number of shares held	As a % of grand total (A)+(B)+(C)	No.	As a percentage	As a % of grand total (A)+(B)+(C) of sub-clause (I)(a)	Number of warrants held	As a % total number of warrants of the same class	Number of convertible securities held	As a % total number of convertible securities of the same class	
(i)	(ii)	(iii)	(iv)	(v)	(vi) = (v)/(iii)*100	(vii)	(viii)	(ix)	(x)	(xi)	(xii)
1	Imperial Chemical Industries Limited	22977544	49.24	0	0.00	0.00	0	0.00	0	0.00	49.24
2	AKZO Nobel Chemicals International B.V.	2439847	5.23								5.23
3	AKZO Nobel Coatings International B.V.	8626648	18.49								18.49
4	AKZO Nobel Coatings Holdings B.V.	291	0.00								0.00
5	PANTER B.V.	5	0.00								0.00
<b>TOTAL</b>		<b>34044335</b>	<b>72.96</b>	<b>0</b>	<b>0.00</b>	<b>0.00</b>	<b>0</b>	<b>0.00</b>	<b>0</b>	<b>0.00</b>	<b>72.96</b>
Note : (*) - More than one folio clubbed											

(\*) The term "encumbrance" has the same meaning as assigned to it in regulation 28(3) of the SAST Regulations, 2011


CG MANAGEMENT SERVICES (P) LTD.

  
Registrars

(1)(c)(i) Statement showing holding of securities (including shares, warrants, convertible securities) of persons belonging to the category "Public" and holding more than 1% of the total number of shares

Sr. No.	Name of the shareholder	Number of shares held	Shares as a percentage of total number of shares (i.e., Grand Total (A)+(B)+(C) indicated in Statement at para (1)(a) above)	Details of warrants		Details of convertible securities		Total shares (including underlying shares assuming full conversion of warrants and convertible securities) as a % of diluted share capital
				Number of warrants held	As a % total number of warrants of the same class	Number of convertible securities held	% w.r.t total number of convertible securities of the same class	
1	The New India Assurance Company Ltd. PAN - AAACN4165C	639114	1.37	0	0.00	0	0.00	1.37
2	General Insurance Corpn.of India PAN - AAACG0615N	700100	1.50	0	0.00	0	0.00	1.50
3	Asian Paints Ltd. PAN - AAACA3622K	2010626	4.31	0	0.00	0	0.00	4.31
4	Bajaj Allianz Life Insurance Company Ltd. PAN - AADCA1701E	660979	1.42	0	0.00	0	0.00	1.42
	<b>TOTAL</b>	<b>4010819</b>	<b>8.60</b>	<b>0</b>	<b>0.00</b>	<b>0</b>	<b>0.00</b>	<b>8.60</b>
	Note: (*) - More than one folio clubbed							

G3 MANAGEMENT SERVICES (P) LTD.

  
Registrars



(I)(d) Statement showing details of locked-in shares

Sr. No.	Name of the shareholder	Number of locked-in shares	Locked-in shares as a percentage of total number of shares (i.e., Grand Total (A)+(B)+(C) indicated in Statement at para (I)(a) above)	Promoter/Promoter Group/Public

CB MANAGEMENT SERVICES (P) LTD.



Registrars





