

16 January 2018

The Secretary  
Bombay Stock Exchange Ltd.  
Market Operations Department  
1st floor, New Trading Ring  
Rotunda Building, P J Towers  
Dalal Street, Fort  
Mumbai - 400 001

The Secretary  
National Stock Exchange of India Ltd.  
Exchange Plaza, 5th floor  
Plot No C/1, G Block,  
Bandra-Kurla Complex  
Bandra (E)  
Mumbai - 400051


Dear Sirs,

**Shareholding Pattern as on 31.12.2017**  
**-Regulation 31 of the Listing Regulations 2015 (as amended)**

As required under Regulation 31 of the Listing Regulations 2015, we send herewith Shareholding Pattern as on 31<sup>st</sup> December 2017.

Kindly acknowledge receipt.

Yours faithfully,  
For Akzo Nobel India Limited

  
R Guha  
Company Secretary

Encl. a/a

**AKZO NOBEL INDIA LIMITED**

Format of Holding of Specified Securities

- 1 Name of the Listed entity : **AKZO NOBEL INDIA LIMITED**  
2 Scrip Code /Name of Scrip/ Class of Security : 500710(BSE) AKZOINDIA(NSE), Equity  
3 Share Holding Pattern filed under Reg 31(1)(b) for Quarter ended DECEMBER 31,2017  
4 **DECLARATION** : The Listed Entity is required to submit the following declaration to the extent

of Submission of information :

<b>Particulars</b>		
1	Whether the Listed Entity has issued any partly paid up shares ?	NO
2	Whether the Listed Entity has issued any Convertible Securities or Warrants ?	NO
3	Whether the Listed Entity has any shares against which Depository receipts are issued ?	NO
4	Whether the Listed Entity has any shares in locked-in ?	NO
5	Whether any shares held by Promoters are pledged or otherwise encumbered ?	NO




Table I - Summary Statement holding of specified securities  
 Name of the Company: Akzo Nobel India Limited  
 Quarter ended: 31.12.2017

Category code (I)	Category and Name of the shareholders (II)	Number of shareholders (III)	No. of fully paid up equity shares held (IV)	Partly paid-up equity shares held (V)	No. of shares underlying Depository Receipts (VI)	Total Nos. shares held (VII) = (IV)+(V)+(VI)	Shareholding % calculate as per SCRR-1957 At a % of (A+B+C2) (VIII)	No. of voting Rights held in each class of securities (IX)			No of shares underlying convertible Securities (including warrants) (X)	Shareholding as a % assuming full conversion of convertible securities (as a % of diluted share capital) (XI) = (VII)+(X) as a % of A+B+C2	Number of Locked in shares (XII)		Number of shares pledged or otherwise encumbered (XIII)	Number of Shares held in dematerialized form (XIV)
								No. of voting Rights		Total as a % of (A+B+C)			No. (a)	As a % of total shares held (b)		
								Class X	Class Y							
(A)	Promoter and Promoter Group	5	34044335	0	0	34044335	72.96	34044335	0	34044335	72.96	0	0.00	0.00	22977544	
(B)	Public	39127	12615979	0	0	12615979	27.04	12334672	0	12334672	26.44	0	0.00	0.00	11822539	
(C)	Non Promoter - Non Public	0	0	0	0	0	0.00	0	0	0	0.00	0	0.00	0	0	
(C1)	Shares underlying DRs	0	0	0	0	0	0.00	0	0	0	0.00	0	0.00	0	0	
(C2)	Shares held by Employee Trusts	0	0	0	0	0	0.00	0	0	0	0.00	0	0.00	0	0	
	<b>Total</b>	<b>39132</b>	<b>46660314</b>	<b>0</b>	<b>0</b>	<b>46660314</b>	<b>100.00</b>	<b>46379007</b>	<b>0</b>	<b>46379007</b>	<b>99.40</b>	<b>0</b>	<b>0.00</b>	<b>0</b>	<b>34800083</b>	




Table II - Statement showing Shareholding Pattern of the Promoter and Promoter Group  
Name of the Company: Akzo Nobel India Ltd.  
Quarter ended: 31.12.2017  
Face Value 10.00

Category code	Category and Name of the shareholders (i)	PAN (ii)	Number of shareholders (iii)	No. of fully paid up equity shares held (iv)	Partly paid-up equity shares held (v)	No. of shares underlying Depository Receipts (vi)	Total Nos. shares held (vii)=(iv)+(v)+(vi)	Shareholding % calculate as per SCRR 1957 As a % of (A+B+C2) (viii)	No of voting Rights held in each class of securities (ix)			No of shares underlying convertible securities (including warrants) (x)	Shareholding as a % assuming full conversion of convertible securities as a % of diluted share capital (xi) = as a % of A+B+C2	Number of Locked in shares (xii)		Number of shares pledged or otherwise encumbered (xiii)		Number of Shares held in dematerialized form (xiv)	
									Class X	Class Y	Total			No. (a)	As a % of total shares held (b)	No. (a)	As a % of total shares held (b)		
1	Indian																		
(a)	Individuals/Hindu Undivided Family		0	0	0	0	0	0.00	0	0	0	0	0.00	0	0.00	0	0.00	0	0
(b)	Central Government/State Government(s)		0	0	0	0	0	0.00	0	0	0	0	0.00	0	0.00	0	0.00	0	0
(c)	Financial Institutions / Banks		0	0	0	0	0	0.00	0	0	0	0	0.00	0	0.00	0	0.00	0	0
(d)	Any Other (specify)																		
(e)	Sub Total (A1)		0	0	0	0	0	0.00	0	0	0	0	0.00	0	0.00	0	0.00	0	0
2	Foreign																		
(a)	Individuals (Non-Resident Individuals/Foreign Individuals)		0	0	0	0	0	0.00	0	0	0	0	0.00	0	0.00	0	0.00	0	0
(b)	Government		0	0	0	0	0	0.00	0	0	0	0	0.00	0	0.00	0	0.00	0	0
(c)	Institutions		0	0	0	0	0	0.00	0	0	0	0	0.00	0	0.00	0	0.00	0	0
(d)	Foreign Portfolio investor		0	0	0	0	0	0.00	0	0	0	0	0.00	0	0.00	0	0.00	0	0
(e)	Any Other (specify)		0	0	0	0	0	0.00	0	0	0	0	0.00	0	0.00	0	0.00	0	0
(e-1)	Body Corporate		5	34044335	0	0	34044335	72.96	34044335	0	0	0	72.96	0	0.00	0	0.00	22977544	0
	Imperial Chemical Industries Limited	AAABC162060	1	22977544	0	0	22977544	49.24	22977544	0	0	0	49.24	0	0.00	0	0.00	22977544	0
	Akzo Nobel Coatings International B.V	Not Available	1	8626648	0	0	8626648	18.49	8626648	0	0	0	18.49	0	0.00	0	0.00	0	0
	Akzo Nobel Chemicals International B.V	Not Available	1	2439847	0	0	2439847	5.23	2439847	0	0	0	5.23	0	0.00	0	0.00	0	0
	Akzo Nobel Coatings Holdings B.V.	Not Available	1	291	0	0	291	0.00	291	0	0	0	0.00	0	0.00	0	0.00	0	0
	Pantier B.V.	Not Available	1	5	0	0	5	0.00	5	0	0	0	0.00	0	0.00	0	0.00	0	0
	Sub Total (A2)		5	34044335	0	0	34044335	72.96	34044335	0	0	0	72.96	0	0.00	0	0.00	22977544	0
	Total Shareholding of Promoter and Promoter Group (A)=(A1)+(A2)		5	34044335	0	0	34044335	72.96	34044335	0	0	0	72.96	0	0.00	0	0.00	22977544	0



Table III - Statement showing Shareholding Pattern of the Public shareholder  
Name of the Company: Akzo Nobel India Ltd.  
Quarter ended: 31.12.2017  
Face Value: 10.00

Category code	Category and Name of the shareholders (I)	PAN (II)	Number of shareholders (III)	No. of fully paid up equity shares held (IV)	Party paid-up equity shares held (V)	No. of shares underlying Depository Receipts (VI)	Total Nos. shares held (VII) = (IV)+(V)+(VI)	Shareholding % calculate as per SCRR, 1957 As a % of (A+B+C2) (VIII)	No. of voting Rights held in each class of securities (IX)			No. of shares underlying convertible securities (including warrants) (X)	Shareholding as a % assuming full conversion of convertible securities as a % of diluted share capital - (XI) = as a % of A+B+C2	Number of Locked in shares (XII)		Number of Shares pledged or otherwise encumbered (XIII)		Number of Shares held in dematerialized form (XIV)	
									Class X	Class Y	Total			No. (a)	As a % of total shares held (b)	No. (c)	As a % of total shares held (b)		
1	<b>Institutions</b>																		
	Mutual Funds/UTI		26	2089494	0	0	2089494	4.48	2089494	0	2089494	0	0.00	0	0	0	0	0.00	2082278
	Aditya Birla Sun Life Trustee Company Pvt. Ltd.	AAATB0102C	1	619897	0	0	619897	1.33	619897	0	619897	0	0.00	0	0	0	0.00	619897	
	Venture Capital Funds		0	0	0	0	0	0.00	0	0	0	0	0.00	0	0	0	0.00	0	
	Alternate Investment Funds		0	0	0	0	0	0.00	0	0	0	0	0.00	0	0	0	0.00	0	
	Foreign Venture Capital Investors		0	0	0	0	0	0.00	0	0	0	0	0.00	0	0	0	0.00	0	
	Foreign Portfolio Investors		57	873861	0	0	873861	1.87	873861	0	873861	0	0.00	0	0	0	0.00	873861	
	Financial institutions / Banks		38	22772	0	0	22772	0.05	22772	0	22772	0	0.00	0	0	0	0.00	22772	
	Insurance Companies		5	1889834	0	0	1889834	4.05	1889834	0	1889834	0	0.00	0	0	0	0.00	1889834	
	(a) General Insurance Corporation of India	AAAG00616N	1	690100	0	0	690100	1.48	690100	0	690100	0	0.00	0	0	0	0.00	690100	
	(B) The New India Assurance Company Limited	AAACN4185C	1	616147	0	0	616147	1.32	616147	0	616147	0	0.00	0	0	0	0.00	616147	
	Provident Funds / Pension Funds		0	0	0	0	0	0.00	0	0	0	0	0.00	0	0	0	0.00	0	
	Any Other (Specify)																		
	Sub Total (B)(1)		124	4875961	0	0	4875961	10.45	4875961	0	4875961	0	0.00	0	0	0	0.00	4831854	
	Central Government/State Government(s)																		
	President of India		1	276	0	0	276	0.00	276	0	276	0	0.00	0	0	0	0.00	0	
	Sub Total (B)(2)		1	276	0	0	276	0.00	276	0	276	0	0.00	0	0	0	0.00	0	
	Sub Total (B)(3)																		
3	<b>Non-Institutions</b>																		
	(a-1) Individuals - shareholders holding nominal share capital up to Rs 2 Lakh		37851	3515259	0	0	3515259	7.53	3515259	0	3515259	0	0.00	0	0	0	0.00	2776893	
	(a-1) Individual shareholders holding nominal share capital in excess of Rs. 2 Lakh		2	135729	0	0	135729	0.29	135729	0	135729	0	0.00	0	0	0	0.00	135729	
	(b) NBFCs registered with RBI		0	0	0	0	0	0.00	0	0	0	0	0.00	0	0	0	0.00	0	
	(c) Employee Trusts		0	0	0	0	0	0.00	0	0	0	0	0.00	0	0	0	0.00	0	
	(d) Overseas Depositories (holding DRs) (balancing figure)		0	0	0	0	0	0.00	0	0	0	0	0.00	0	0	0	0.00	0	
	(e) Any Other (Specify)																		
	(e-1) Societies Corporate		473	3677876	0	0	3677876	7.88	3677876	0	3677876	0	0.00	0	0	0	0.00	3670813	
	(2) Asian Paints Limited	AAACA3622K	1	2010626	0	0	2010626	4.31	2010626	0	2010626	0	0.00	0	0	0	0.00	2010626	
	(d) Bajaj Allianz Life Insurance Company Ltd	AADCAT101E	1	916979	0	0	916979	1.97	916979	0	916979	0	0.00	0	0	0	0.00	916979	
	(c) LICICI Prudential Life Insurance Company Ltd	AAAGI7351P	1	479335	0	0	479335	1.03	479335	0	479335	0	0.00	0	0	0	0.00	479335	
	(e-2) Non-Resident Indians (non Rept.)		334	70035	0	0	70035	0.15	70035	0	70035	0	0.00	0	0	0	0.00	64931	
	Non-Resident Indians (with Rept.)		281	42758	0	0	42758	0.09	42758	0	42758	0	0.00	0	0	0	0.00	42758	
	Custodian of Enemy Property		1	1048	0	0	1048	0.00	1048	0	1048	0	0.00	0	0	0	0.00	1048	
	Trust		7	1226	0	0	1226	0.00	1226	0	1226	0	0.00	0	0	0	0.00	1202	
	(e-3) Clearing Members		71	9172	0	0	9172	0.02	9172	0	9172	0	0.00	0	0	0	0.00	9172	
	(e-4) Investor Education & Protect Fund		1	281307	0	0	281307	0.60	281307	0	281307	0	0.00	0	0	0	0.00	281307	
	(e-5) Unclaimed Suspense Account		1	5332	0	0	5332	0.01	5332	0	5332	0	0.00	0	0	0	0.00	5332	
	Sub Total (B)(3)		3802	7739742	0	0	7739742	16.59	7458435	0	7458435	0	0.00	0	0	0	0.00	6906865	
	Total Public Shareholding		39127	12615979	0	0	12615979	27.04	12334672	0	12334672	0	0.00	0	0	0	0.00	11822539	
	(B)=(B)(1)+(2)+(B)(3)																		




Table IV - Statement showing Shareholding Pattern of the Non Promoter - Non Public shareholder  
 Name of the Company: Akzo Nobel India Limited.  
 Quarter ended: 31.12.2017

Category code	Category and Name of the shareholders (I)	PAN (II)	Number of shareholders (III)	No. of fully paid up equity shares held (IV)	Partly paid-up equity shares held (V)	No. of shares underlying Depository Receipts (VI)	Total Nos. shares held (VII) = (IV)+(V)+(VI)	Shareholding % calculate as per SCRR-1957 As a % of (A+B+C2) (VIII)	No. of voting Rights held each class of securities (IX)			No. of shares underlying convertible Securities (including warrants) (X)	Shareholding as a % assuming full conversion of convertible securities (as a % of diluted share capital) (XI) = as a % of A+B+C2	Number of Locked in Shares (XII)		Number of shares pledged or otherwise encumbered (XIII)	Number of Shares held in dematerialized form (XIV)
									X	Y	Total			No. (a)	As a % of total shares held (b)		
(1)	Custodian DR Holder		0	0	0	0	0	0.000				0	0.000	0	0	0	
(2)	(Share Based Employee Benefit) Regulations, 2014)		0	0	0	0	0	0.000				0	0.000	0	0	0	
	Total Non-Promoter-Non Public Shareholding (C) = (C1)+(C2)		0	0	0	0	0	0.000				0	0.000	0	0	0	

