

General information about company

Scrip code	500710
NSE Symbol	AKZOINDIA
MSEI Symbol	NOTLISTED
ISIN	INE133A01011
Name of the company	AKZO NOBEL INDIA LIMITED
Whether company is SME	No
Class of Security	Equity Shares
Type of report	Quarterly
Quarter Ended / Half year ended/Date of Report (For Prelisting / Allotment)	31-03-2023
Date of allotment / extinguishment (in case Capital Restructuring selected) / Listing Date	
Shareholding pattern filed under	Regulation 31 (1) (b)
Whether the listed entity is Public Sector Undertaking (PSU)?	No

Declaration

Sr. No.	Particular	Yes/No	Promoter and Promoter Group	Public shareholder	Non Promoter- Non Public
1	Whether the Listed Entity has issued any partly paid up shares?	No	No	No	No
2	Whether the Listed Entity has issued any Convertible Securities ?	No	No	No	No
3	Whether the Listed Entity has issued any Warrants ?	No	No	No	No
4	Whether the Listed Entity has any shares against which depository receipts are issued?	No	No	No	No
5	Whether the Listed Entity has any shares in locked-in?	No	No	No	No
6	Whether any shares held by promoters are pledge or otherwise encumbered?	No	No		
7	Whether company has equity shares with differential voting rights?	No	No	No	No
8	Whether the listed entity has any significant beneficial owner?	No			

Table VI - Statement showing foreign ownership limits

Particular	Approved limits (%)	Limits utilized (%)
As on shareholding date	100	78.05
As on the end of previous 1st quarter	100	77.78
As on the end of previous 2nd quarter	100	77.17
As on the end of previous 3rd quarter	100	76.77
As on the end of previous 4th quarter	100	76.67

Table I - Summary Statement holding of specified securities

Category (I)	Category of shareholder (II)	Nos. Of shareholders (III)	No. of fully paid up equity shares held (IV)	No. Of Partly paid-up equity shares held (V)	No. Of shares underlying Depository Receipts (VI)	Total nos. shares held (VII) = (IV)+ (V)+ (VI)	Shareholding as a % of total no. of shares (calculated as per SCRR, 1957) (VIII) As a % of (A+B+C2)	Number of Voting Rights held in each class of securities (IX)			
								No of Voting (XIV) Rights			Total as a % of (A+B+C)
								Class eg: X	Class eg:y	Total	
(A)	Promoter & Promoter Group	2	34044335			34044335	74.76	34044335		34044335	74.76
(B)	Public	43733	11495979			11495979	25.24	11495979		11495979	25.24
(C)	Non Promoter-Non Public										
(C1)	Shares underlying DRs										
(C2)	Shares held by Employee Trusts										
	Total	43735	45540314			45540314	100	45540314		45540314	100

Table I - Summary Statement holding of specified securities

Category (I)	Category of shareholder (II)	No. Of Shares Underlying Outstanding convertible securities (X)	No. of Shares Underlying Outstanding Warrants (Xi)	No. Of Shares Underlying Outstanding convertible securities and No. Of Warrants (Xi) (a)	Shareholding , as a % assuming full conversion of convertible securities (as a percentage of diluted share capital) (XI)= (VII)+(X) As a % of (A+B+C2)	Number of Locked in shares (XII)		Number of Shares pledged or otherwise encumbered (XIII)		Number of equity shares held in dematerialized form (XIV)	Sub-categorization of shares		
						No. (a)	As a % of total Shares held (b)	No. (a)	As a % of total Shares held (b)		Sub-category (i)	Sub-category (ii)	Sub-category (iii)
(A)	Promoter & Promoter Group				74.76					34044335			
(B)	Public				25.24					11015715	0	0	0
(C)	Non Promoter-Non Public												
(C1)	Shares underlying DRs												
(C2)	Shares held by Employee Trusts												
	Total				100					45060050	0	0	0

Table II - Statement showing shareholding pattern of the Promoter and Promoter Group

Sr.	Category & Name of the Shareholders (I)	Nos. Of shareholders (III)	No. of fully paid up equity shares held (IV)	No. Of Partly paid-up equity shares held (V)	No. Of shares underlying Depository Receipts (VI)	Total nos. shares held (VII) = (IV)+(V)+(VI)	Shareholding as a % of total no. of shares (calculated as per SCRR, 1957) (VIII) As a % of (A+B+C2)	Number of Voting Rights held in each class of securities (IX)			
								No of Voting (XIV) Rights			Total as a % of Total Voting rights
								Class eg: X	Class eg:y	Total	
A	Table II - Statement showing shareholding pattern of the Promoter and Promoter Group										
(1)	Indian										
(2)	Foreign										
(e)	Any Other (specify)	2	34044335			34044335	74.76	34044335		34044335	74.76
Sub-Total (A)(2)		2	34044335			34044335	74.76	34044335		34044335	74.76
Total Shareholding of Promoter and Promoter Group (A)=(A)(1)+(A)(2)		2	34044335			34044335	74.76	34044335		34044335	74.76
B	Table III - Statement showing shareholding pattern of the Public shareholder										
(1)	Institutions (Domestic)										
(a)	Mutual Funds	11	2702521			2702521	5.93	2702521		2702521	5.93
(c)	Alternate Investment Funds	3	32297			32297	0.07	32297		32297	0.07
(d)	Banks	30	18671			18671	0.04	18671		18671	0.04
(e)	Insurance Companies	6	1342048			1342048	2.95	1342048		1342048	2.95
Sub-Total (B)(1)		50	4095537			4095537	8.99	4095537		4095537	8.99
(2)	Institutions (Foreign)										
(d)	Foreign Portfolio Investors Category I	104	1352753			1352753	2.97	1352753		1352753	2.97
Sub-Total (B)(2)		104	1352753			1352753	2.97	1352753		1352753	2.97
(3)	Central Government / State Government(s)										
(b)	State Government / Governor	1	276			276	0	276		276	0
Sub-Total (B)(3)		1	276			276	0	276		276	0
(4)	Non-institutions										
(f)	Investor Education and Protection Fund (IEPF)	1	425649			425649	0.93	425649		425649	0.93
(g)	Resident Individuals holding nominal share capital up to Rs. 2 lakhs	41210	3143756			3143756	6.9	3143756		3143756	6.9
(h)	Resident Individuals holding nominal share capital in	2	54954			54954	0.12	54954		54954	0.12

	excess of Rs. 2 lakhs										
(i)	Non Resident Indians (NRIs)	1175	146164			146164	0.32	146164		146164	0.32
(l)	Bodies Corporate	525	2194660			2194660	4.82	2194660		2194660	4.82
(m)	Any Other (specify)	665	82230			82230	0.18	82230		82230	0.18
Sub-Total (B)(4)		43578	6047413			6047413	13.28	6047413		6047413	13.28
Total Public Shareholding (B)= (B)(1)+(B)(2)+(B)(3)+(B)(4)		43733	11495979			11495979	25.24	11495979		11495979	25.24
C	Table IV - Statement showing shareholding pattern of the Non Promoter- Non Public shareholder										
Total (A+B+C2)		43735	45540314			45540314	100	45540314		45540314	100
Total (A+B+C)		43735	45540314			45540314	100	45540314		45540314	100

Table II - Statement showing shareholding pattern of the Promoter and Promoter Group

Sr.	No. Of Shares Underlying Outstanding convertible securities (X)	No. of Shares Underlying Outstanding Warrants (Xi)	No. Of Shares Underlying Outstanding convertible securities and No. Of Warrants (Xi) (a)	Shareholding , as a % assuming full conversion of convertible securities (as a percentage of diluted share capital) (XI)= (VII)+(X) As a % of (A+B+C2)	Number of Locked in shares (XII)		Number of Shares pledged or otherwise encumbered (XIII)		Number of equity shares held in dematerialized form (XIV)	Sub-categorization of shares		
					No. (a)	As a % of total Shares held (b)	No. (a)	As a % of total Shares held (b)		Sub-category (i)	Sub-category (ii)	Sub-category (iii)
A	Table II - Statement showing shareholding pattern of the Promoter and Promoter Group											
(1)	Indian											
(2)	Foreign											
(e)				74.76					34044335			
Sub-Total (A) (2)				74.76					34044335			
Total Shareholding of Promoter and Promoter Group (A)= (A)(1)+(A)(2)				74.76					34044335			
B	Table III - Statement showing shareholding pattern of the Public shareholder											
(1)	Institutions (Domestic)											
(a)				5.93					2675561	0	0	0
(c)				0.07					32297	0	0	0
(d)				0.04					3812	0	0	0
(e)				2.95					1342048	0	0	0
Sub-Total (B) (1)				8.99					4053718	0	0	0
(2)	Institutions (Foreign)											
(d)				2.97					1352753	0	0	0
Sub-Total (B) (2)				2.97					1352753	0	0	0
(3)	Central Government / State Government(s)											
(b)				0					0	0	0	0
Sub-Total (B) (3)				0					0	0	0	0
(4)	Non-institutions											
(f)				0.93					425649	0	0	0
(g)				6.9					2712684	0	0	0
(h)				0.12					54954	0	0	0
(i)				0.32					144207	0	0	0
(l)				4.82					2189544	0	0	0
(m)				0.18					82206	0	0	0
Sub-Total (B) (4)				13.28					5609244	0	0	0

Total Public Shareholding (B)=(B)(1)+(B)(2)+(B)(3)+(B)(4)				25.24					11015715	0	0	0
C	Table IV - Statement showing shareholding pattern of the Non Promoter- Non Public shareholder											
Total (A+B+C2)				100					45060050			
Total (A+B+C)				100					45060050			

Any Other (specify)


Serial No.	1	2	3	4	5	
Category	Bodies Corporate	Bodies Corporate	Bodies Corporate	Bodies Corporate	Bodies Corporate	
Name of the Shareholders (I)	IMPERIAL CHEMICAL INDUSTRIES LTD	AKZO NOBEL COATINGS INTERNATIONAL B.V	AKZO NOBEL CHEMICALS INTERNATIONAL B.V.	PANTER B.V.	AKZO NOBEL (C) HOLDINGS B.V.	Click here to go back
PAN (II)	AABCI6206Q	AAICA5816H	AAHCA3424G	AAKCP2285R	AARCA5434G	Total
No. of the Shareholders (I)	1	1	0	0	0	2
No. of fully paid up equity shares held (IV)	22977544	11066791	0	0	0	34044335
No. Of Partly paid-up equity shares held (V)						
No. Of shares underlying Depository Receipts (VI)						
Total nos. shares held (VII) = (IV)+ (V)+ (VI)	22977544	11066791	0	0	0	34044335
Shareholding as a % of total no. of shares (calculated as per SCRR, 1957) (VIII) As a % of (A+B+C2)	50.46	24.3	0	0	0	74.76
Number of Voting Rights held in each class of securities (IX)						
Class eg: X	22977544	11066791	0	0	0	34044335
Class eg:y						
Total	22977544	11066791	0	0	0	34044335
Total as a % of Total Voting rights	50.46	24.3	0	0	0	74.76
No. Of Shares Underlying Outstanding convertible securities (X)						
No. of Shares Underlying Outstanding Warrants (Xi)						
No. Of Shares Underlying Outstanding convertible securities and No. Of Warrants (Xi) (a)						
Shareholding , as a % assuming full conversion of convertible securities (as a						

percentage of diluted share capital) (XI)= (VII)+(X) As a % of (A+B+C2)	50.46	24.3	0	0	0	74.76
Number of Locked in shares (XII)						
No. (a)						
As a % of total Shares held (b)						0
Number of Shares pledged or otherwise encumbered (XIII)						
No. (a)						
As a % of total Shares held (b)						0
Number of equity shares held in dematerialized form (XIV)	22977544	11066791	0	0	0	34044335
Reason for not providing PAN						
Reason for not providing PAN						
Shareholder type	Promoter	Promoter	Promoter	Promoter	Promoter	

Mutual Funds

Serial No.	1	2	3	
Name of the Shareholders (I)	ADITYA BIRLA SUN LIFE TRUSTEE PRIVATE LIMITED	TATA MUTUAL FUND	HDFC MUTUAL FUND	Click here to go back
PAN (II)	AAATB0102C	AAATT0570A	AAATH1809A	Total
No. of fully paid up equity shares held (IV)	1036686	513784	769542	2320012
No. Of Partly paid-up equity shares held (V)				
No. Of shares underlying Depository Receipts (VI)				
Total nos. shares held (VII) = (IV)+ (V)+ (VI)	1036686	513784	769542	2320012
Shareholding as a % of total no. of shares (calculated as per SCRR, 1957) (VIII) As a % of (A+B+C2)	2.28	1.13	1.69	5.09
Number of Voting Rights held in each class of securities (IX)				
Class eg: X	1036686	513784	769542	2320012
Class eg:y				
Total	1036686	513784	769542	2320012
Total as a % of Total Voting rights	2.28	1.13	1.69	5.09
No. Of Shares Underlying Outstanding convertible securities (X)				
No. of Shares Underlying Outstanding Warrants (Xi)				
No. Of Shares Underlying Outstanding convertible securities and No. Of Warrants (Xi) (a)				
Shareholding , as a % assuming full conversion of convertible securities (as a percentage of diluted share capital) (XI)= (VII)+(X) As a % of (A+B+C2)	2.28	1.13	1.69	5.09
Number of Locked in shares (XII)				


No. (a)				
As a % of total Shares held (b)				
Number of equity shares held in dematerialized form (XIV)	1036686	513784	769542	2320012
Reason for not providing PAN				
Reason for not providing PAN				
Sub-categorization of shares				
Shareholding (No. of shares) under				
Sub-category (i)	0	0	0	0
Sub-category (ii)	0	0	0	0
Sub-category (iii)	0	0	0	0



Insurance Companies

Serial No.	1	
Name of the Shareholders (I)	The New India Assurance Company Limited	Click here to go back
PAN (II)	AAACN4165C	Total
No. of fully paid up equity shares held (IV)	776372	776372
No. Of Partly paid-up equity shares held (V)		
No. Of shares underlying Depository Receipts (VI)		
Total nos. shares held (VII) = (IV)+ (V)+ (VI)	776372	776372
Shareholding as a % of total no. of shares (calculated as per SCRR, 1957) (VIII) As a % of (A+B+C2)	1.7	1.7
Number of Voting Rights held in each class of securities (IX)		
Class eg: X	776372	776372
Class eg:y		
Total	776372	776372
Total as a % of Total Voting rights	1.7	1.7
No. Of Shares Underlying Outstanding convertible securities (X)		
No. of Shares Underlying Outstanding Warrants (Xi)		
No. Of Shares Underlying Outstanding convertible securities and No. Of Warrants (Xi) (a)		
Shareholding , as a % assuming full conversion of convertible securities (as a percentage of diluted share capital) (XI)= (VII)+(X) As a % of (A+B+C2)	1.7	1.7
Number of Locked in shares (XII)		


No. (a)		
As a % of total Shares held (b)		
Number of equity shares held in dematerialized form (XIV)	776372	776372
Reason for not providing PAN		
Reason for not providing PAN		
Sub-categorization of shares		
Shareholding (No. of shares) under		
Sub-category (i)	0	0
Sub-category (ii)	0	0
Sub-category (iii)	0	0



Bodies Corporate

Serial No.	1	
Name of the Shareholders (I)	ASIAN PAINTS LIMITED	Click here to go back
PAN (II)	AAACA3622K	Total
No. of fully paid up equity shares held (IV)	2010626	2010626
No. Of Partly paid-up equity shares held (V)		
No. Of shares underlying Depository Receipts (VI)		
Total nos. shares held (VII) = (IV)+ (V)+ (VI)	2010626	2010626
Shareholding as a % of total no. of shares (calculated as per SCRR, 1957) (VIII) As a % of (A+B+C2)	4.42	4.42
Number of Voting Rights held in each class of securities (IX)		
Class eg: X	2010626	2010626
Class eg:y		
Total	2010626	2010626
Total as a % of Total Voting rights	4.42	4.42
No. Of Shares Underlying Outstanding convertible securities (X)		
No. of Shares Underlying Outstanding Warrants (Xi)		
No. Of Shares Underlying Outstanding convertible securities and No. Of Warrants (Xi) (a)		
Shareholding , as a % assuming full conversion of convertible securities (as a percentage of diluted share capital) (XI)= (VII)+(X) As a % of (A+B+C2)	4.42	4.42
Number of Locked in shares (XII)		

No. (a)		
As a % of total Shares held (b)		
Number of equity shares held in dematerialized form (XIV)	2010626	2010626
Reason for not providing PAN		
Reason for not providing PAN		
Sub-categorization of shares		
Shareholding (No. of shares) under		
Sub-category (i)	0	0
Sub-category (ii)	0	0
Sub-category (iii)	0	0



Any Other (specify)

Serial No.	1	2	3	4	5	
Category	Unclaimed or Suspense or Escrow Account	Trusts	LLP	Clearing Members	HUF	
Category / More than 1 percentage	Category	Category	Category	Category	Category	
Name of the Shareholders (I)						Click here to go back
PAN (II)						Total
No. of the Shareholders (I)	2	4	38	10	611	665
No. of fully paid up equity shares held (IV)	2957	126	14050	12146	52951	82230
No. Of Partly paid-up equity shares held (V)						
No. Of shares underlying Depository Receipts (VI)						
Total nos. shares held (VII) = (IV)+ (V)+ (VI)	2957	126	14050	12146	52951	82230
Shareholding as a % of total no. of shares (calculated as per SCRR, 1957) (VIII) As a % of (A+B+C2)	0.01	0	0.03	0.03	0.12	0.19
Number of Voting Rights held in each class of securities (IX)						
Class eg: X	2957	126	14050	12146	52951	82230
Class eg:y						
Total	2957	126	14050	12146	52951	82230
Total as a % of Total Voting rights	0.01	0	0.03	0.03	0.12	0.19
No. Of Shares Underlying Outstanding convertible securities (X)						
No. of Shares Underlying Outstanding Warrants (Xi)						
No. Of Shares Underlying Outstanding convertible securities and No. Of Warrants (Xi) (a)						
Shareholding , as a % assuming full conversion of convertible securities (as a						

percentage of diluted share capital) (XI)= (VII)+(X) As a % of (A+B+C2)	0.01	0	0.03	0.03	0.12	0.19
Number of Locked in shares (XII)						
No. (a)						
As a % of total Shares held (b)						
Number of equity shares held in dematerialized form (XIV)	2957	102	14050	12146	52951	82206
Reason for not providing PAN						
Reason for not providing PAN						
Sub-categorization of shares						
Shareholding (No. of shares) under						
Sub-category (i)	0	0	0	0	0	0
Sub-category (ii)	0	0	0	0	0	0
Sub-category (iii)	0	0	0	0	0	0

